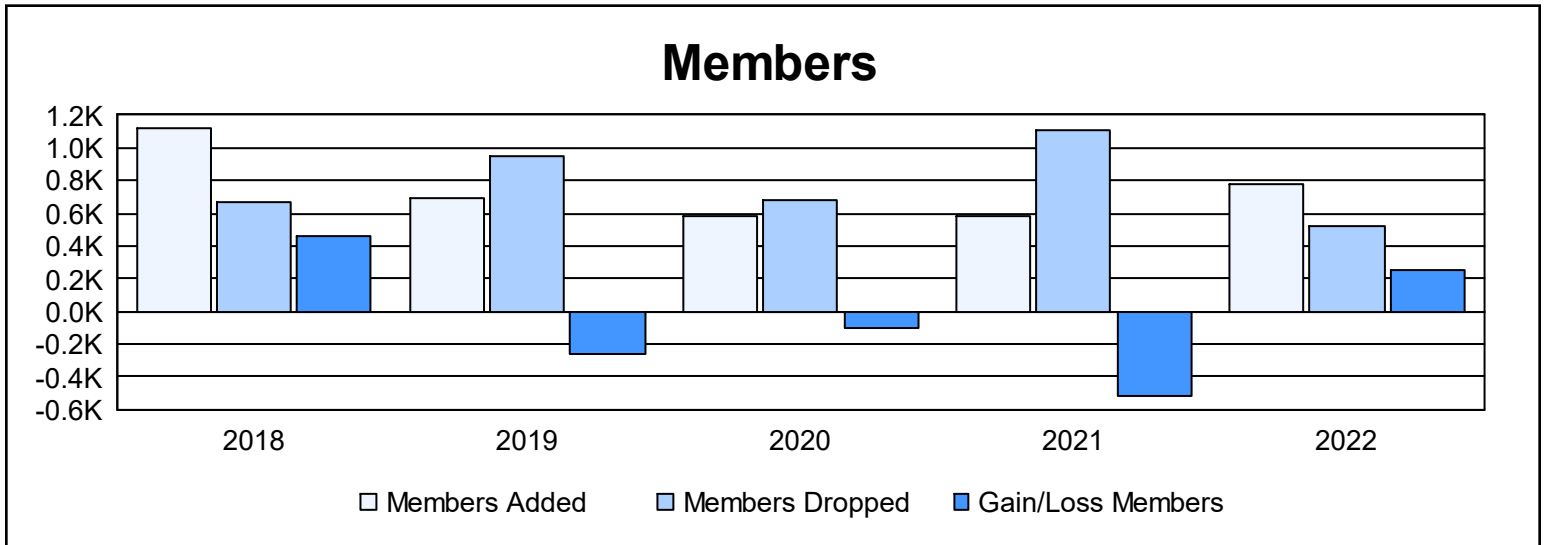
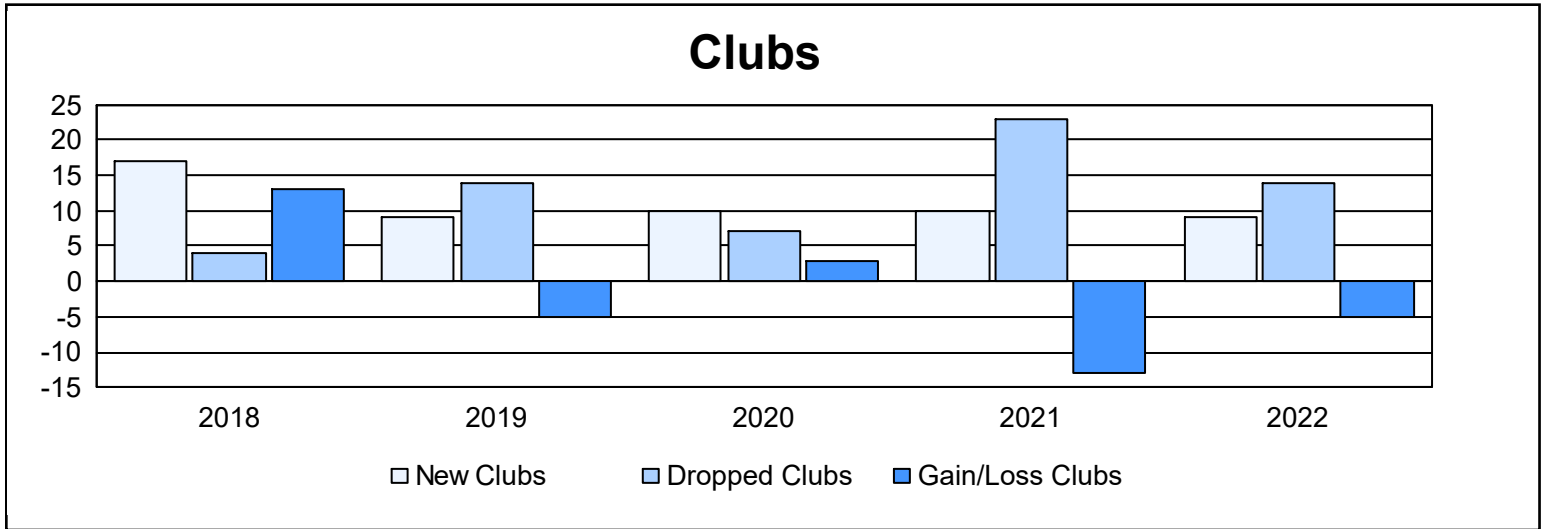
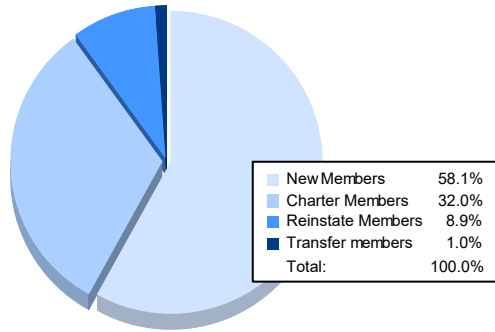


| Year | New Clubs | Dropped Clubs | Gain/ Loss Clubs | New Members | Charter Members | Reinstate Members | Transfer Members | Total Member Added | Total Members Dropped | Gain/ Loss Members |
|----------------|-----------|---------------|------------------|-------------|-----------------|-------------------|------------------|--------------------|-----------------------|--------------------|
| 2017-2018 | 17 | 4 | 13 | 669 | 390 | 57 | 5 | 1,121 | 666 | 455 |
| 2018-2019 | 9 | 14 | -5 | 441 | 198 | 33 | 19 | 691 | 947 | -256 |
| 2019-2020 | 10 | 7 | 3 | 325 | 238 | 19 | 1 | 583 | 685 | -102 |
| 2020-2021 | 10 | 23 | -13 | 311 | 233 | 21 | 19 | 584 | 1,106 | -522 |
| 2021-2022 | 9 | 14 | -5 | 449 | 247 | 69 | 8 | 773 | 520 | 253 |
| Average | 11 | 12 | -1 | 439 | 261 | 40 | 10 | 750 | 785 | -34 |



Membership Composition June 2022 Cumulative



Gender Composition June 2022 Cumulative

